

MONETARY AND FINANCIAL DEVELOPMENTS

March 2025

Monthly Report

MONETARY AND FINANCIAL DEVELOPMENTS

Issue No. 40
March 2025

Issued by:
General Department of Research and Statistics
Central Bank of Yemen
Head Office - Aden

Foreword

The Central Bank of Yemen (CBY) is pleased to present the **Monetary and Financial Developments Report – Issue No.40**. The Report provides readers and researchers interested in monetary and financial developments in the Republic of Yemen with insights into major developments across the country’s monetary and banking sectors.

This issue of the Monthly Report reviews key developments during **March 2025**. It analyses key components of CBY’s balance sheet, the consolidated balance sheet of the commercial and Islamic banks, as well as monetary surveys. In addition, it covers budget deficit financing and domestic debt issuances. Moreover, the report places a special focus on the exchange rate and price developments.

We trust this report will provide detailed insights to our readers.

God bless,

Ahmed Ahmed Ghaleb
Governor, Central Bank of Yemen

CONTENTS	PAGE
Monetary and Financial Developments:	
Money Supply	6
CBY Balance Sheet	6
Consolidated Balance Sheet of Commercial and Islamic Banks	7
Clearing Room	7
Exchange Rates	7
Budget Deficit Financing	8
Prices and Inflation	9
Appendix: Statistical Concepts and Methodology	
Tables:	
Table 1: Monetary Survey of Yemen	10
Table 2: Survey of the Central Bank of Yemen	12
Table 3: Central Bank of Yemen Balance Sheet	14
Table 4: Consolidated Balance Sheet of Commercial and Islamic Banks – Assets	15
Table 5: Consolidated Balance Sheet of Commercial and Islamic Banks – Liabilities	16
Table 6: Average Market Exchange Rates	17
Charts:	
Chart 1: Monetary Survey.	11
Chart 2: Survey of the Central Bank of Yemen.	13
Chart 3: Average Exchange Rates.	18
YER: Yemeni Rials (National Currency). USD: United States Dollars.	

MONETARY AND FINANCIAL DEVELOPMENTS

Money Supply:

The broad money supply (M2) increased by YER 353.5 billion, or 2.4%, It reached YER 15,268.1 billion at the end of March 2025, compared to YER 14,914.6 billion at the end of February 2025.

This increase is primarily due to an increase in Quasi-money by YER 262 billion, or 2.6%, reaching YER 10,530.1 billion, accounting for 69% of the broad money supply (M2), and an increase in narrow money supply (M1) by YER 91.5 billion, or 2.0%, to reach YER 4,738.0 billion, accounting for 31% of the broad money supply (M2).

The currency in circulation totaled YER 3,438.0 billion at the end of March 2025, an increase of YER 101.7 billion, or 3%, compared to YER 3,336.2 billion at the end of February 2025.

CBY Balance Sheet:

At the end of March 2025, the total balance sheet of the central bank amounted to YER 11,806.0 billion, an increase

of YER 137.2 billion, or 1.2% compared to YER 11,668.8 billion at the end of February 2025.

The central bank's foreign assets recorded YER 2,786.5 billion at the end of March 2025, compared to YER 2,778.0 billion at the end of February 2025, an increase of YER 8.5 billion or 0.3%.

Net claims on the government increased from YER 7,721.0 billion in February 2025 to YER 7,890.1 billion in March 2025, an increase of YER 169.2 billion or 2.2%.

The issued currency reached YER 3,630.0 billion March 2025, compared to YER 3,589.1 billion at the end of February 2025, an increase of YER 40.9 billion or 1.1%.

The monetary base (currency in circulation + banks' reserves with the CBY) recorded an increase of YER 91.3 billion or 2.1%, to reach YER 4,423.3 billion at the end of March 2025, compared to YER 4,332.0 billion at the end of February 2025.

The Consolidated Balance Sheet of Commercial and Islamic Banks:

The total consolidated balance sheet of commercial and Islamic banks increased by YER 9,797.1 billion or 5.8% at the end of March 2025, reaching YER 17,910.3 billion.

The foreign assets of commercial and Islamic banks amounted to YER 5,726.2 billion at the end of March 2025 compared to YER 5,352.9 billion at the end of February 2025, an increase of YER 373.4 billion or 7%.

The total credit provided by banks to the private sector was YER 2,231.6 billion at the end of March 2025, compared to YER 2,251.4 billion at the end of February 2025, an increase of YER 19.8 billion or 0.9%.

Total deposits at banks amounted to YER 11,906.3 billion at the end of March 2025, compared to YER 11,653.5 billion at the end of February 2025, an increase of YER 252.7 billion or 2.2%. The increase in total banks deposits at the end of March 2025 is mainly attributed to an increase in foreign currency deposits by YER 260.9 billion or 2.8%, time deposits by YER 2.3 billion or 0.3%, and government deposits by YER 1.1 billion or 4.9%. On the other hand, there was a decrease in demand deposits by YER 10.2

billion or 0.8%, saving deposits by YER 1.1 billion or 0.6%, and earmarked deposits by YER 0.2 billion or 0.3%.

Clearing Room:

The total number of cheques traded in Yemeni Rials through the clearing room at the CBY's head office and its branches (Al-Mukalla, Taiz) was 1,077 cheques worth YER 15.7 billion during March 2025, compared to 869 cheques worth YER 12.7 billion in February 2025, an increase of 23.6% in value and 23.9% in number.

Exchange Rates:

The average exchange rate of the Yemeni rial against the US dollar in the parallel market was 2,326.00 YER/USD in March 2025, compared to 2,241.50 YER/USD in February 2025.

To reiterate, the Central Bank of Yemen has implemented a series of measures and reforms aimed at restoring stability to the foreign exchange market. These efforts

culminated in the launch of a weekly foreign currency auction mechanism, commencing in November 2021, through the Refinitiv electronic platform. This initiative was designed to ensure transparency and competitiveness, aligning with the foundational principles and regulatory standards governing free financial markets.

The total offers provided by CBY from the start of the auctions until the end of March 2025 amounted to USD 3,445 million, while the total value of bids reached USD 2,317.3 million, representing 67.3% of the total value of offers. The allocated amounts reached USD 2,182.6 million by the end of March 2025, representing 94.2% of the total value of bids.

CBY was able to absorb a total amount of YER 2,939.5 billion by the end of March 2025, representing 66.5% of the monetary base.

Regarding the interest rate, the minimum benchmark interest rate on deposits in the local currency remained at 15%, which was the rate that the central bank reduced in February 2013. Meanwhile, the lending interest rate remained unregulated and determined by the banks according to their business requirements.

Budget Deficit Financing:

The actual execution data related to the public budget in March 2025 indicated an overall deficit of YER 199.9 billion, with public revenues amounting to YER 300.9 billion and public expenditures reaching YER 500.8 billion.

Domestic public debt increased by YER 166.4 billion or 2.4% at the end of March 2025, reaching YER 7,136.3 billion, compared to YER 6,969.9 billion at the end of February 2025. Direct borrowing from the central bank was the main source of financing, reaching YER 6,678.4 billion in March 2025, representing 93.6% of the total domestic public debt.

Meanwhile, domestic market instruments (Treasury Bills, Certificates of deposit and Islamic Sukuk) constituted the second source of financing, with a value of YER 457.9 billion at the end of March 2025, representing 6.4% of the total domestic public debt.

Prices and Inflation:

Achieving price stability is the primary objective of monetary policy, The primacy of this objective is clearly stated in CBY Law No. (14) of the year 2000. This has resulted in tremendous efforts being deployed by the CBY, in concert with the relevant government entities and the international community's assistance, to face the persistent adverse macroeconomic conditions.

According to the monthly report issued by the Central Statistical Organization (CSO), the Yemeni Republic's consumer price index (CPI) recorded a value of 102.91 in March 2025 compared to 100.47 in February 2025, indicating an increase in the monthly inflation rate to 2.43%.

It should be noted that the Central Bank of Yemen CBY has intensified its efforts during the past period to enhance the performance of its monetary policy through the following measures:

- Achieving relative stability in the value of the national currency.
- Reducing the size of excess liquidity in the market through auctions and deciding not to finance the general budget deficit from inflationary sources.

- Working on issuing Sukuk (Islamic-compliant bonds) and other Islamic products.
- Unifying the interest rates on domestic debt.
- Activating the mandatory reserve on banks with main centers in the temporary capital of Aden.
- Unifying the exchange rates to reflect actual market rates according to the adopted standards, with regard to the general budget, the sale rates of currencies through auctions, and banks' financial statements evaluation.

Table 1: Monetary Survey of Yemen

(YER billion)

Items	2017	2018	2019	2020	2021	2022	December 2022*	2023	2024	February 2025	March 2025
Broad Money Supply (M2)	3,898.6	5,284.8	5,672.2	6,335.8	6,892.8	6,952.0	10,040.9	11,449.0	13,502.9	14,914.6	15,268.1
Broad Money Annual Change (%)	5.4	35.6	7.3	11.7	8.8	0.9	45.7	14.0	17.9	-	-
Quasi-Money	1,898.5	2,423.5	2,562.6	2,749.4	2,800.1	2,875.0	5,970.0	6,979.4	8,967.2	10,268.1	10,530.1
Quasi-Money Annual Change (%)	-0.5	27.7	5.7	7.3	1.8	2.7	113.2	16.9	28.5	-	-
Quasi-Money/Broad Money (%)	48.7	45.9	45.2	43.4	40.6	41.4	59.5	61.0	66.4	68.8	69.0
Foreign Currency Deposits	881.5	1,361.3	1,436.1	1,549.6	1,565.8	1,555.3	4,650.1	5,818.6	7,999.9	9,154.8	9,415.7
Foreign Currency Deposits Annual Change (%)	3.6	54.4	5.5	7.9	1.0	-0.7	197.0	25.1	37.5	-	-
Foreign Currency Deposits/Total Deposits (%)	37.2	44.1	44.6	44.7	42.9	40.8	67.3	71.4	78.4	79.1	79.6
Narrow Money Supply (M1)	2,000.0	2,861.3	3,109.6	3,586.4	4,092.7	4,076.9	4,070.9	4,469.6	4,535.7	4,646.5	4,738.0
Narrow Money Annual Change (%)	11.7	43.1	8.7	15.3	14.1	-0.4	-0.5	9.8	1.5	-	-
Narrow Money/Broad Money (%)	51.3	54.1	54.8	56.6	59.4	58.6	40.5	39.0	33.6	31.2	31.0
Demand Deposits	471.5	663.0	653.9	716.9	851.4	935.9	940.6	1,174.2	1,241.5	1,310.3	1,300.0
Demand Deposits Annual Change (%)	6.9	40.6	-1.4	9.6	18.8	9.9	10.5	24.8	5.7	-	-
Demand Deposits/Broad Money (%)	12.1	12.5	11.5	11.3	12.4	13.5	9.4	10.3	9.2	8.8	8.5
Currency in Circulation	1,528.6	2,198.3	2,455.7	2,869.6	3,241.3	3,141.0	3,130.3	3,295.4	3,294.2	3,336.2	3,438.0
Currency in Circulation Annual Change (%)	13.3	43.8	11.7	16.9	13.0	-3.1	-3.4	5.3	-0.04	-	-
Currency in Circulation/Broad Money (%)	39.2	41.6	43.3	45.3	47.0	45.2	31.2	28.8	24.4	22.4	22.5

Source: Central Bank of Yemen CBY

* Based on market exchange rates.

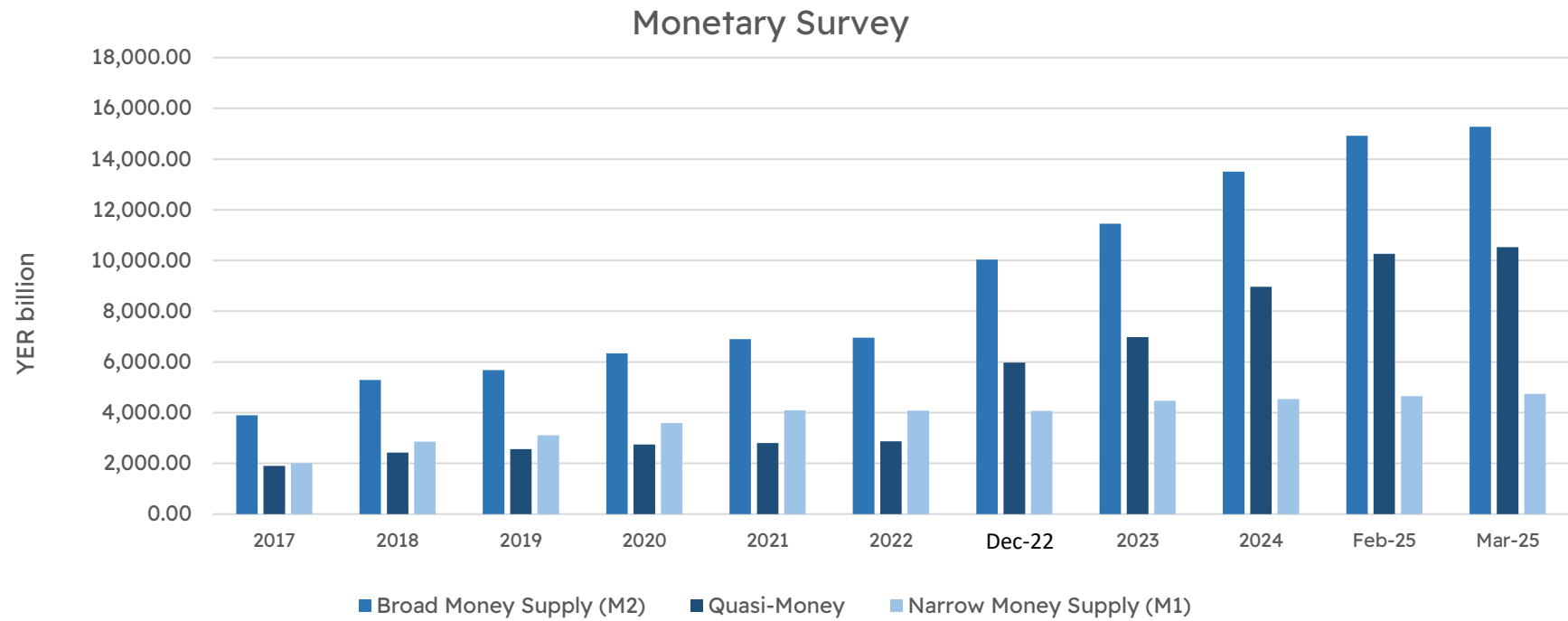


Chart 1: Monetary Survey
Source: Central Bank of Yemen CBY

Table 2: Survey of the Central Bank of Yemen

(YER billion)

Items	2017	2018	2019	2020	2021	2022	2023	2024	February 2025	March 2025
Monetary Base	1,728.5	2,418.4	2,777.3	3,230.0	3,772.6	3,988.4	4,218.9	4,510.6	4,332.0	4,423.3
Monetary Base Annual Change (%)	-3.8	39.9	14.8	16.3	16.8	5.7	5.8	6.9	-	-
Currency Issued	1,592.0	2,270.1	2,588.9	3,026.0	3,501.2	3,405.7	3,588.2	3,646.0	3,589.1	3,630.0
Currency Issued Annual Change (%)	15.7	42.6	14.0	16.9	15.7	-2.7	5.4	1.6	-	-
Banks Reserves Held at the CBY	136.5	148.3	188.3	204.0	271.4	582.6	630.6	864.6	742.9	793.3

Source: Central Bank of Yemen CBY.
YER: Yemeni Rials (National Currency)
CBY: Central Bank of Yemen

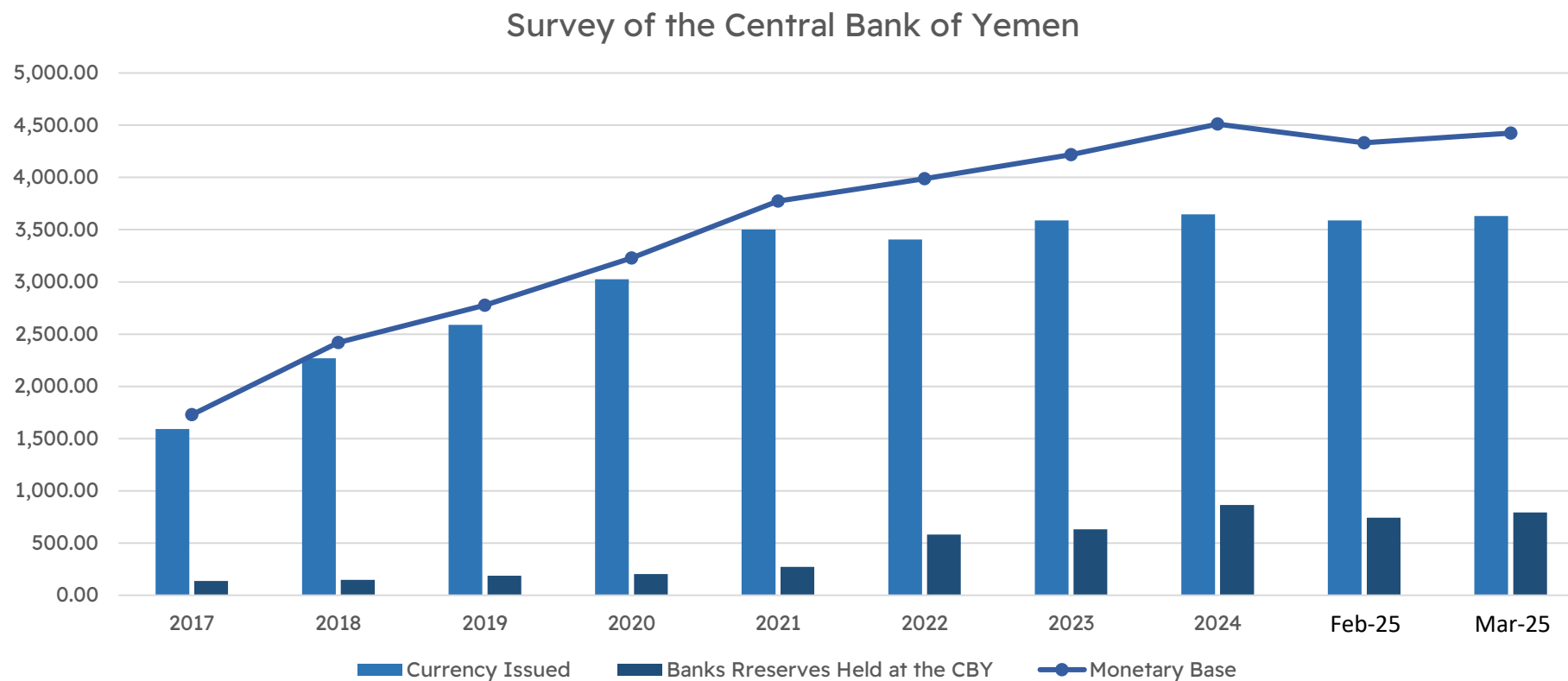


Chart 2: Survey of the Central Bank of Yemen.
Source: Central Bank of Yemen CBY.

Table 3: CBY Balance Sheet

(YER billion)

Items	2017	2018	2019	2020	2021	2022*	2023	2024	February 2025	March 2025
Total Assets	2,786.5	4,683.9	5,313.2	6,179.9	6,526.8	8,421.2	11,056.7	11,835.3	11,668.8	11,806.0
Foreign Assets	286.3	1,044.0	556.8	391.3	686.3	1,562.7	2,482.7	2,554.8	2,778.0	2,786.5
Loans & Advances	2,314.5	3,220.7	4,006.8	4,873.4	5,290.8	6,100.0	7,602.2	8,347.1	8,252.0	8,388.5
Government	2,051.6	2,957.8	3,743.9	4,610.5	5,027.9	5,837.1	7,339.3	8,084.2	7,989.1	8,125.6
Public Enterprises	262.9	262.9	262.9	262.9	262.9	262.9	262.9	262.9	262.9	262.9
Banks	0.0	0.0	0.0	0.0	0.0	0.0	0.0	0.0	0.0	0.0
Fixed & Other Assets	185.7	419.2	749.6	915.2	549.6	758.5	971.7	933.4	638.8	630.9
Exchange Valuation	0.0	0.0	0.0	0.0	0.0	0.0	0.0	0.0	0.0	0.0
Total Liabilities	2,786.5	4,683.9	5,313.2	6,179.9	6,526.8	8,421.2	11,056.7	11,835.3	11,668.8	11,806.0
Currency Issued	1,592.0	2,270.1	2,588.9	3,026.0	3,501.2	3,405.7	3,588.2	3,646.0	3,589.1	3,630.0
Sight Liabilities	207.7	420.3	490.4	616.1	597.9	962.0	1,009.8	1,075.3	1,102.1	1,103.0
Government	46.6	189.9	276.9	375.5	288.1	298.2	274.9	130.4	268.1	235.5
Social Security Fund	0.0	0.0	0.0	0.0	0.0	0.0	0.0	0.0	0.0	0.0
Public Enterprises	24.5	82.1	25.2	36.6	38.5	81.2	104.3	80.3	91.1	74.2
Demand Deposits	23.3	78.8	19.3	30.4	31.1	44.1	57.0	51.3	61.9	46.1
Time Deposits	0.0	0.0	0.0	0.0	0.0	0.0	0.0	0.0	0.0	0.0
Foreign Currency	1.3	3.3	5.9	6.2	7.5	37.1	47.3	29.0	29.3	28.1
Banks	136.5	148.3	188.3	204.0	271.4	582.6	630.6	864.6	742.9	793.3
Certificates of Deposit	0.0	0.0	0.0	0.0	0.0	0.0	0.0	0.0	0.0	0.0
Treasury Bills sold to Banks (repos)	0.0	0.0	0.0	0.0	0.0	0.0	0.0	0.0	0.0	0.0
Liabilities under settlement for non-controlled branches	927.4	914.4	914.4	934.4	934.0	1,733.6	2,063.4	453.1	453.1	453.1
Foreign Liabilities	14.5	780.1	779.3	830.8	1,087.4	2,827.7	5,152.6	8,927.0	9,694.4	10,062.7
Other Liabilities	45.0	299.0	540.2	772.6	406.1	-507.9	-757.4	-2,226.1	-3,170.0	-3,442.8

Source: Central Bank of Yemen (CBY).

*Based on market exchange rates

Table 4: Consolidated Balance Sheet of Commercial & Islamic Banks - Assets

(YER billion)

Items	2017	2018	2019	2020	2021	2022	December 2022*	2023	2024	February 2025	March 2025
Total Assets	3,183.1	4,034.2	4,408.9	4,946.0	5,259.7	5,243.5	8,780.5	11,433.6	15,329.7	16,930.6	17,910.3
Foreign Assets	532.0	822.6	909.8	936.8	961.0	904.5	2,669.0	3,140.0	4,705.8	5,352.9	5,726.2
Foreign Currency	44.6	66.8	97.4	120.0	161.3	132.9	373.1	547.0	981.1	941.4	852.6
Banks Deposits Abroad	254.0	414.3	470.9	467.7	378.3	359.5	1,068.4	1,286.5	2,274.8	2,547.4	2,963.6
Non-residents	0.0	0.0	0.0	0.0	0.0	0.0	0.0	0.0	0.0	0.0	0.0
Foreign Investment	233.4	341.5	341.5	349.1	421.4	412.0	1,227.5	1,306.4	1,449.9	1,864.0	1,910.0
Reserves	571.8	713.6	774.6	908.3	1,145.5	1,399.3	2,022.1	2,381.8	3,168.1	2,968.1	3,152.9
Local Currency	63.4	71.8	133.3	156.5	259.9	264.7	275.4	292.9	351.8	252.9	192.0
Deposits with CBY	508.4	641.8	641.3	751.8	885.6	1,134.6	1,746.7	2,088.9	2,816.3	2,715.2	2,960.9
Loans & Advances	1,817.3	2,158.8	2,319.4	2,444.8	2,487.6	2,264.8	3,214.8	3,719.4	4,098.1	4,383.9	4,265.9
Government	1,387.3	1,554.8	1,720.8	1,857.2	1,929.5	1,926.8	1,913.2	2,040.3	1,853.3	1,978.4	1,873.3
Public Enterprises	13.7	19.8	20.4	0.0	0.0	0.0	0.0	0.0	139.7	154.1	161.0
Private Sector	416.3	583.2	578.2	587.6	558.1	338.0	1,301.6	1,679.0	2,105.1	2,251.4	2,231.6
Certificate of Deposits	0.0	1.0	1.0	0.0	0.0	0.0	0.0	0.0	0.0	0.0	0.0
Treasury bills purchased from CBY (repos)	0.0	0.0	0.0	0.0	0.0	0.0	0.0	0.0	0.0	0.0	0.0
Other Assets	262.0	339.2	404.2	656.1	665.6	674.9	874.6	2,192.5	3,357.7	4,225.7	4,765.2

Source: Central Bank of Yemen (CBY).

*Based on market exchange rates.

Table 5: Consolidated Balance Sheet of Commercial & Islamic Banks – Liabilities

(YER billion)

Items	2017	2018	2019	2020	2021	2022	December 2022*	2023	2024	February 2025	March 2025
Total Liabilities	3,183.1	4,034.2	4,408.9	4,946.0	5,259.7	5,243.5	8,780.5	11,433.6	15,329.7	16,930.6	17,910.3
Deposits	2,374.3	3,027.4	3,249.3	3,466.3	3,651.5	3,811.0	6,910.6	8,153.7	10,305.1	11,653.5	11,906.3
Government	28.9	23.0	32.8	0.0	0.0	0.0	0.0	0.0	23.1	22.2	23.3
Demand	448.2	584.2	653.9	716.9	851.4	935.9	940.6	1,174.2	1,241.5	1,310.3	1,300.0
Time	751.1	774.0	815.7	785.5	835.6	908.4	914.0	651.4	580.6	722.7	725.0
Saving	221.1	242.0	260.9	323.9	340.4	329.2	339.7	449.4	386.7	390.5	389.4
Foreign Currency	880.3	1,358.0	1,436.1	1,549.6	1,565.8	1,555.3	4,650.1	5,818.6	7,999.9	9,154.8	9,415.7
Earmarked	44.8	46.2	49.9	90.4	58.3	82.2	66.2	60.0	73.3	53.0	52.8
Foreign Liabilities	27.0	62.7	36.6	24.0	24.7	22.4	50.3	61.9	845.2	189.5	226.6
Banks Abroad	25.3	59.8	33.6	24.0	24.7	22.4	50.3	61.9	193.1	172.9	209.3
Non-residents	1.7	2.9	3.0	0.0	0.0	0.0	0.0	0.0	652.1	16.7	17.2
Loans from banks	0.0	0.0	0.0	0.0	0.0	0.0	0.0	0.0	0.0	0.0	0.0
Other Liabilities	781.7	944.1	1,123.0	1,455.7	1,583.5	1,410.2	1,819.7	3,218.1	4,179.4	5,087.5	5,777.5
Loans from CBY	4.3	5.6	13.5	6.8	6.8	6.8	7.5	7.6	9.4	10.3	11.2
Capital & Reserves	267.8	291.1	333.7	398.9	461.8	520.9	541.7	667.2	750.9	762.6	770.2
Other Liabilities	509.6	647.3	775.8	1,049.9	1,114.9	882.5	1,270.4	2,543.3	3,419.2	4,314.5	4,996.0

Source: Central Bank of Yemen (CBY).

*Based on market exchange rates.

Table 6: Average Market Exchange Rates**(YER/USD)**

Month	2017	2018	2019	2020	2021	2022	2023	2024	2025
January	315.64	477.50	536.00	645.29	787.39	1,102.69	1,239.03	1,621.1	2,195.10
February	330.68	481.50	581.50	655.69	865.38	1,125.11	1,243.95	1,667.75	2,241.50
March	348.02	488.00	579.75	656.33	891.52	1,246.52	1,248.05	1,662.50	2,326.00
April	362.86	488.00	513.40	669.36	867.83	963.65	1,225.50	1,686.30	
May	362.03	494.50	538.75	698.85	908.66	999.99	1,316.30	1,755.54	
June	356.05	522.50	560.20	735.39	933.90	1,094.85	1,379.30	1,824.15	
July	368.48	567.00	578.13	753.09	981.90	1,137.07	1,431.25	1,895.40	
August	372.08	644.50	597.00	778.26	1,022.58	1,154.47	1,453.85	1,914.45	
September	375.26	625.00	610.50	815.91	1,105.88	1,134.89	1,440.05	1,905.40	
October	381.33	622.00	596.00	799.92	1,269.26	1,146.87	1,513.25	2,048.65	
November	416.30	550.50	574.00	821.71	1,500.60	1,151.03	1,518.3	2,058.75	
December	444.65	499.50	601.00	792.67	1,255.26	1,172.48	1,529.40	2,059.20	
Annual Average	369.45	538.38	572.19	735.21	1,032.51	1,119.14	1,378.19	1,841.60	

USD: United States Dollar.**YER:** Yemeni Rial (National Currency).**Source:** Central Bank of Yemen (CBY).

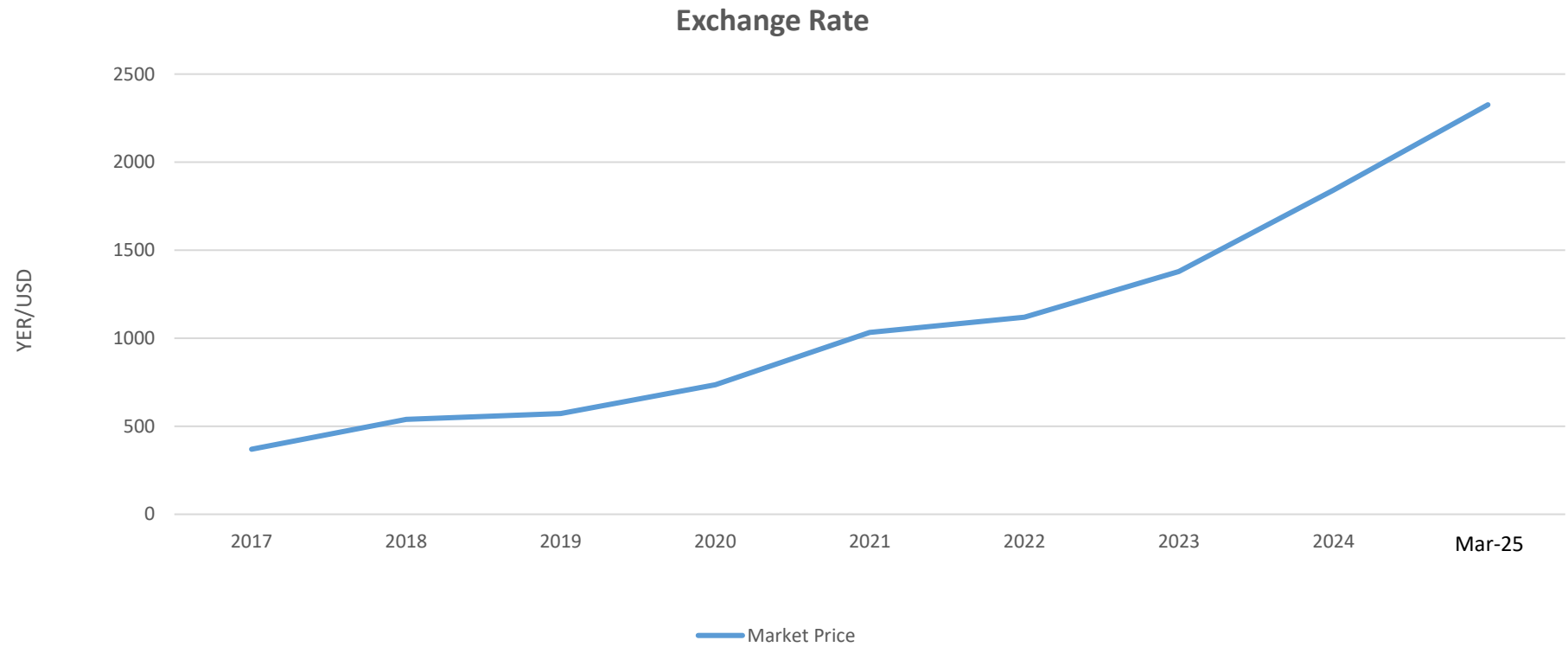


Chart 3: Average Market Exchange Rates
Source: Central Bank of Yemen (CBY).

APPENDIX: STATISTICAL CONCEPTS AND METHODOLOGY

This monthly report, issued by CBY, focuses on the developments in and projections for global economic conditions, as well as on local economic and financial/monetary developments. This issue of the Report highlighted the following topics:

Money Aggregates and Monetary Policy Developments:

Within CBY, the General Department of Research and Statistics collects data and periodically prepares them for publication by the 2000's Monetary Financial Statistics Manual, issued by the International Monetary Fund (IMF).

The following is an introduction to the most important terms included in the monetary tables:

- **Banks:** All commercial and Islamic financial institutions operating in the Republic of Yemen that accept deposits.
- **Banking System:** The CBY and the commercial and Islamic banks operating in Yemen.

- **Government:** The central government and the local councils.
- **Social Security Institutions:** The General Authority for Insurance and Pensions, the General Organization for Insurance and Pensions, and the social security and military retirement institutions.
- **Public Institutions:** Public non-financial institutions and companies in which the government has an interest and/or voting power.
- **Nongovernmental Sectors:** All local sectors except government and social security institutions.
- **Resident:** A person who legally resides in Yemen for at least one year, regardless of nationality, except for employees of international bodies and institutions and international students who reside in Yemen for more than one year.
- **Nonresident:** A person who usually resides outside Yemen and/or who has not completed a one-year residency in Yemen, regardless of nationality, except for a family or individual that has an economic base in Yemen and has permanent housing, even if this family or individual resides in Yemen intermittently.
- **Net Foreign Assets:** The external assets of the banking system minus the external liabilities of the banking system. These are calculated for CBY, and the other banks based on the external assets and liabilities listed on their balance sheets.
- **Net Government Borrowing:** The sum of the claims of the banking system on the central government and local

- councils, minus the total government deposits in the banking system.
- **Claims on the Nongovernmental sector:** The total claims on public institutions and the local private sector.
 - **Other Items Net:** The sum of the other assets of the banking system minus the sum of the other liabilities of the banking system, representing items that are not included in the definition of net foreign assets, net government borrowing, or claims the nongovernmental sector on the CBY balance sheet and on the consolidated balance sheet of the country's commercial and Islamic banks.
 - **Currency Issued:** The cash issued by CBY consists of cash circulating outside the banks plus cash in banks' vaults.
 - **Money:** Currency in circulation plus demand deposits in Rials in the banking system belonging to both the (local) private sector and public institutions.
 - **Quasi-money:** Both savings and time deposits in Rials and deposits in foreign currencies in the banking system belonging to all sectors mentioned in the definition of money, in addition to the deposits from social security institutions.
 - **Money Supply:** The sum of money plus quasi-money, as well as the sum of net foreign assets, net government borrowing, claims on the nongovernmental sector, and other net items.
 - **Banks' Deposits at the CBY, comprising the following:**
 1. **Reserve requirement:** The minimum value that banks must keep at the CBY to meet the mandatory reserve ratio imposed on bank deposits.
 2. **Current accounts:** Accounts opened by banks at the CBY in local and foreign currencies (certificates of deposit in Rials are not considered part of these accounts).
 - **Bank Advances:** Credit granted by commercial banks in the form of loans, facilities, and discounted securities, in addition to financing provided to Islamic banks for their investment operations.
 - **Loans and Advances Granted to the Private Sector by Banks:** Among others, direct loans and facilities granted by banks to the private sector, as well as the banks' investments in these companies.
 - **Loans and Advances Granted to the Government by Banks:** Agency deposits (alternatives to Islamic bonds), certificates of deposit, and government bonds.
 - **Exchange Rate and Monetary Policy:** The CBY strives to stabilize the national currency exchange rate - a monetary anchor point - against major foreign currencies through effective monetary policies aimed at achieving a macroeconomic balance between supply and demand and at curbing price inflation. CBY's General Department of Foreign Exchange and Exchange Affairs is the source of the relevant data and procedures.

Public Finance:

The Ministry of Finance is the source of the state's general budget data. In addition to this data, we rely on data from the ministry's General Budget Department, which includes budget data on the following:

- **Public Revenues:** Oil and gas revenues; direct and indirect tax revenues, including customs duties; and non-tax revenues.
- **Grants:** All sums obtained as donations free of charge from allies and friendly countries.
- **Public Expenditures:** Current expenditures of the economic classification of the budget and development and capital expenditures.
- **Total Balance:** This represents the state's general budget and indicates the relationship between public revenues and overall public spending.

Disclaimer

Beginning in August 2008, monetary and banking data were amended and updated by the 2000's Monetary and Financial Statistics Manual, issued by the International Monetary Fund (IMF).

By Article 45 of Law No. 14 of 2000 on the Central Bank of Yemen (CBY), all institutional and individual data and/or information provided to the CBY is strictly confidential, to be used only for statistical purposes; and no information may be published that reveals the financial condition of any bank or other financial institution.

The data in this report that came from government ministries and agencies are preliminary and thus subject to change.

The authors used projections by the IMF when the relevant information and/or data were not available from national sources.

This monthly report is published by the General Department of Research and Statistics at the CBY – Head Office - Aden.

Website: <https://english.cby-ye.com/>

E-mail: rsd@cby-ye.com

